

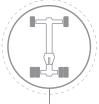
STRALIS 8x4 AD/AT

CLEAR BACK OF CAB



SAFETY

- 3 POINTS OF CONTACT CAB ACCESS
- BUMPER INTEGRATED STEPS FOR EASY WINDSCREEN CLEANING
- 90 DEGREE OPENING DOORS FOR EASY ENTRY AND EGRESS
 - DISC BRAKES WITH ABS
 - ANTI SLIP REGULATOR (ASR)
- FRONT UNDERRUN PROTECTION



HANDLING

- SUPERIOR TURNING CIRCLE
- CAB AIR SUSPENSION FOR DRIVER COMFORT
- ZF EUROTRONIC II AUTOMATED TRANSMISSION WITH CRUISE CONTROL



COMFORT

- 2280MM WIDE CAB WITH A CHOICE OF DAY OR INTEGRATED SLEEPER CAB
- PNEUMATICALLY CONTROLLED ADJUSTABLE STEERING COLUMN
 - DRIVER AND PASSENGER AIR SUSPENDED FULLY ADJUSTABLE, HEATED SEATS
 - BUNK ACCESSIBLE CONTROL MODULE



PERFORMANCE

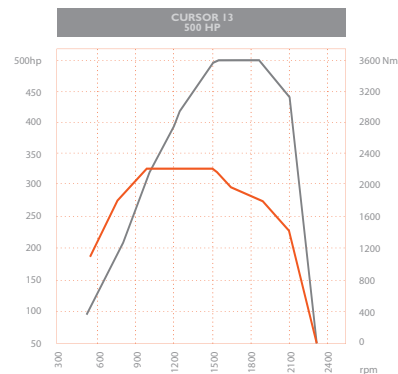
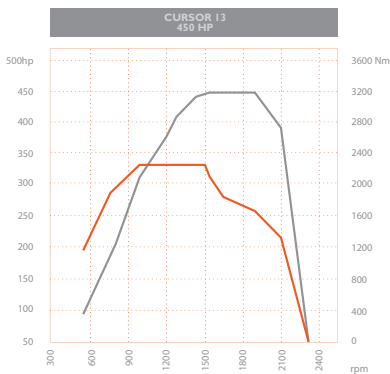
- 13 LITRE 450/500HP SCR ENGINE
- EUROTRONIC AUTOMATED TRANSMISSION
 - EXTENDED OIL AND SERVICE INTERVALS
- IVECO TURBO BRAKE WITH VGT
 - FACTORY FITTED REAR ENGINE PTO



PERFORMANCE

12.9 LITRE IVECO CURSOR 13 (EURO 5) ENGINE

UP TO 500HP AND 2300NM OF TORQUE



ENGINE 450hp IVECO Cursor 13 (EURO 5)
Optional: 500hp IVECO Cursor 13 (EURO 5)

Maximum Output: 450hp/336kW
 500hp/373kW

Maximum Torque: 1622 lb ft/2200 Nm @ 1000 rpm
 1696 lb ft/2300 Nm @ 1000 rpm

Emissions Technology: Selective Catalytic Reduction

Total Displacement: 12.9 litre

Exhaust: Horizontal catalytic muffler with integrated SCR catalyser

Optional: Rear Engine Power Take Off (REPTO)

S T R A L I S 8x4 AD/AT

CHASSIS DIMENSIONS (mm)

WB	5500	6000	6800
GC (Front)	235	235	235
GC (Rear)	230	230	230
AF	1800	3600	2856
L	8710	11010	11066
Turning circle*	18300	20000	22600

*For wall to wall, add 1270mm

CAB DIMENSIONS (mm)

	H (Unladen)
Low roof	3085
Low roof with aerokit	4000
Medium roof	3585
Medium roof with aerokit	4000

SUSPENSION (mm)

	PAX 462
B	658
C	665
D (Laden)	1005
D (Unladen)	1030

MASS RATINGS

- GVM 31.0T
- GCM 65.0T (450hp)
- GCM 75.0T (500hp)
- Chassis mass front 6.4 tonnes*
- Chassis mass rear 2.9 tonnes*
- Chassis mass total 9.3 tonnes*

*5.5m WB chassis with day cab, oil and coolant, but no fuel, spare wheel or tyre.

FRONT AXLE & SUSPENSION

- 2 x IVECO 5876

Type: Forged steel I-beam

Capacity: 15 tonnes

Suspension Type: IVECO load equalising 4 air bag, Road Friendly certified, two leaf parabolic springs with double acting shock absorbers

Capacity: 13.0 tonnes

REAR AXLE & SUSPENSION

- Meritor RT46-I60GP

Capacity: 20.9 tonnes

Ratios: 3.58, 3.73

- Driver controlled differential locks

Suspension Type: Hendrickson Primaax PAX 462

Capacity: 20.0 tonnes

BRAKES

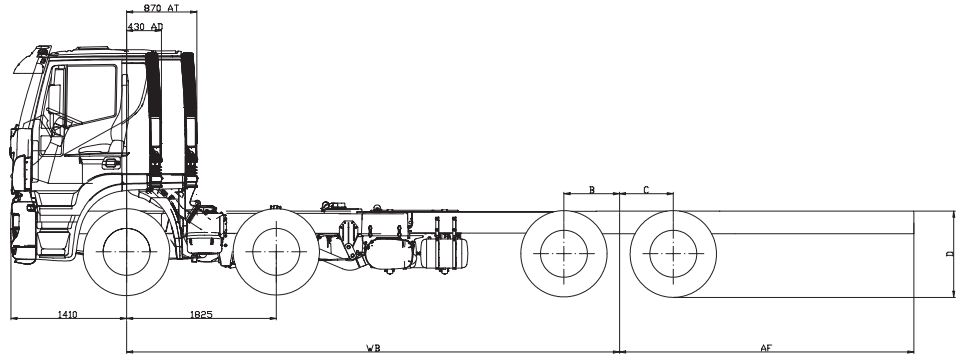
Type: 4-circuit air system

Front: 432mm Knorr disc brakes

Rear: Meritor S-Cam 419mm diameter x 178mm drum brakes with automatic slack adjusters

- Wabco E 4-channel ABS/EBL and ASR
- Semi trailer air connections
- Dessicant type air dryer/pressure regulator
- 100 litre aluminium air reservoirs

Optional: Knorr SN7 disc brakes on rear axles



STEERING

- ZF 8098 power-assisted with gear-driven pump
- 460mm diameter adjustable steering wheel

FUEL SYSTEM

- 1 x 500 litre rectangular aluminium tank (RHS)
- 1 x 55 litre AdBlue tank

Optional: 1 x 100 litre AdBlue tank

TRANSMISSION

- IVECO Eurotronic II 16AS2630 TO automated 16 speed overdrive
- Two-pedal operation with automatic or manual shift control

CHASSIS

Type: 257 x 89 x 8.0mm parallel-section high tensile steel channel

- Polypropylene bumper with fog and driving lights
- FUPS
- Square end of frame with trailer connections to ROF

Optional: Full length 'C' channel reinforcement

- Polished aluminium bumper with fog and driving lights
- Polished aluminium bullbar with fog and driving lights

ELECTRICAL SYSTEM

Type: 24 volt

- Multiplex computerised CANBUS integrated wiring and systems control network with centralised colour display, controls and diagnostics

Batteries: 4 x 560 amps with automatic isolation switch

Alternator: 24V, 90 amps

WHEELS & TYRES

Wheels: 8.25DC x 22.5 10-stud 335mm PCD steel disc

Front tyres: Dunlop SP350* 295/80R22.5

Rear: Dunlop SP431A* 11R22.5

Optional: Alcoa 8.25DC x 22.5 10 stud 335mm PCD alloy

- Plain or Durabright finish
- Alternative tyre sizes, brands and tread patterns available

*Or different brand, equivalent model

COOLING SYSTEM

- Radiator frontal area: 1051in²
- Charge air cooler frontal area: 775in²

DRIVELINE

- Spicer 1810 series main driveline with Spicer 1710 series interaxle

CAB CONSTRUCTION

- IVECO Active Day 2280mm wide, all steel, forward control low roof day cab
- IVECO Active Time 2280mm wide, all steel, forward control low roof sleeper cab
- Four-point cab mounting system with air suspension and dampers at rear
- Hydraulic cab tilt

Optional: IVECO Active Time medium roof sleeper cab with cooler box and roof hatch

CAB FEATURES

- Fully adjustable ISRI self levelling air suspension driver's seat with headrest, armrest, adjustable damper and integrated lap-sash retractor seat belt
- Fixed ISRI passenger seat with lap-sash retractor seat belt
- Active Time sleeper cab with 2020 x 620mm lower bunk mattress and privacy curtains
- 90° opening doors with electronically operated windows
- Radio/CD MP3 player with Bluetooth and steering wheel controls
- Storage lockers and compartments above console and below bunk
- Air conditioning with climate control
- Expansion module and PTO provision

Optional: Roof deflector & side extenders

- Side extenders only

IVECO

Your partner for sustainable transport