

DAILY 50C17D



PRODUCTIVITY

- FUEL TANK SETUP READY FOR BODYBUILDERS
- HANDSFREE AND BLUETOOTH PHONE CAPABILITIES
- FLAT, NON-RIVETED CHASSIS
- 40,000 KM ENGINE OIL INTERVALS



SAFETY

- STABILITY CONTROL
- DRIVER, PASSENGER AND CURTAIN AIRBAGS
- HILL HOLDER
- TRAILER SWAY MITIGATION
- FRONT AND REAR DISC BRAKES



STRENGTH

- SOLID STEEL C-SECTION TRUCK CHASSIS
- HEAVY DUTY CROSS MEMBERS
- HIGH AXLE CAPACITIES



COMFORT

- INDEPENDENT FRONT SUSPENSION WITH TORSION BAR
- FLAT WALKTHROUGH CAB FLOOR
- STANDARD SEATS
- CAR LIKE DRIVEABILITY



VERSATILITY

- OPTIONAL AUTOMATIC TORQUE CONVERTER TRANSMISSION
- CHOICE OF TWO ENGINES
- OPTIONAL DRIVER CONTROLLED DIFF LOCK
- OPTIONAL ELECTRONICALLY CONTROLLED REAR AIR SUSPENSION



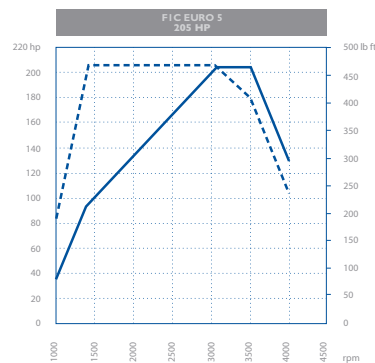
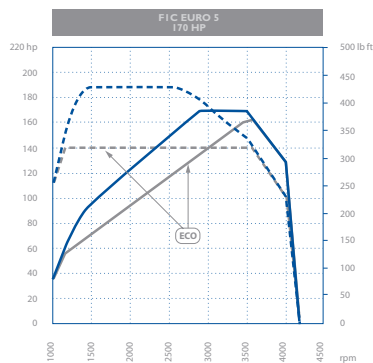
*Daily Cab Chassis model image shown with optional tray



PERFORMANCE

FIC 3.0 LITRE TURBO DIESEL ENGINE

UP TO 205 HP AND 347 LB FT OF TORQUE



ENGINE

170 hp: IVECO FIC (EURO 5) – 4 stroke diesel with direct-injection, Variable Geometry Turbocharger (VGT) and intercooler.

Optional: 205 hp: IVECO FIC (EURO 5) – 4 stroke diesel with direct-injection, Twin Stage Turbo (TST) and intercooler.

Maximum Output: 170 hp/125 kW @ 2900-3500 rpm
205 hp/150 kW @ 3100-3500 rpm

Maximum Torque: 317 lb ft/430 Nm @ 1650-2500 rpm
347 lb ft/470 Nm @ 1400-3000 rpm

Emissions Technology: Exhaust Gas Recirculation system

Total Displacement:

FIC: 3.0 litre

Exhaust:

Muffler horizontally positioned on the right side and tailpipe located mid-way down right side of vehicle

DAILY 50C17D

DIMENSIONS (mm)

| X | Wheelbase | 3750 | 4350 |
|---|--------------------------------------|-------|-------|
| K | Overall length | 6553 | 7373 |
| H | Overall height <i>unladen</i> | 2287 | 2277 |
| | Front track | 1724 | 1724 |
| | Rear track | 1542 | 1542 |
| T | Unladen frame height at end of frame | 733 | 726 |
| | Front ground clearance | 196 | 196 |
| | Rear ground clearance | 177 | 177 |
| Y | Rear overhang | 1795 | 2015 |
| | Turning circle: kerb to kerb | 13466 | 15348 |
| | Turning circle: wall to wall | 14090 | 15976 |

BODY DIMENSIONS (mm)

| | | |
|--------------------|------|------|
| Maximum body width | 2350 | 2350 |
|--------------------|------|------|

MASS (kg)

| GVM/GCM | 5000/8500 | 5000/8500 |
|----------------------|-----------|-----------|
| Front axle capacity | 2100 | 2100 |
| Rear axle capacity | 3700 | 3700 |
| Kerb mass front axle | 1502 | 1539 |
| Kerb mass rear axle | 718 | 717 |
| Kerb mass total | 2220 | 2256 |
| Payload capacity | 2780 | 2744 |

Kerb masses are with minimal fuel, spare wheel, tools and no driver.

FRONT AXLE & SUSPENSION

- IVECO 5819

Capacity: 2100 kg

Suspension Type: Independent with adjustable steel torsion bar

Capacity: 2100 kg

REAR AXLE & SUSPENSION

- IVECO 450511 full-floating single reduction

Capacity: 3700 kg

Suspension Type: Single reinforcement leaf springs, rubber rebound bump stops, anti-roll bar and shock absorbers

Capacity: 3700 kg

Rear axle ratio: 3.91 with manual, 3.60 with automatic

Optional: Driver Controlled Differential Lock

BRAKES

Type: ABS + ASR 9 with EBD (Electronic Brake force Distribution) and Hill Holder

Front / Diameter: Ventilated disc brakes / 290 mm (28 mm thick)

Rear / Diameter: Disc brakes / 290 mm (22 mm thick)

Parking brake: Manual brake operating on rear axle

Service brakes: Dual circuit with vacuum servo

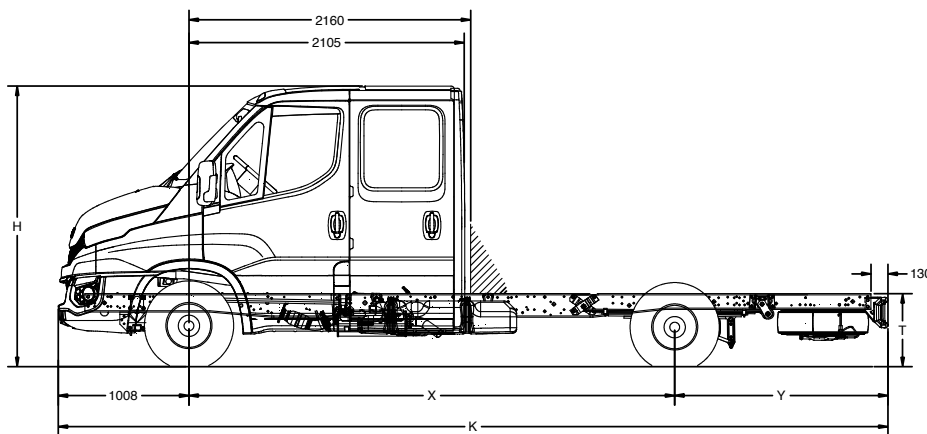
- Pad wear warning light for front & rear brakes

ESP – Electronic Stability Programme:

(includes ASR – Anti Slip Regulator or Traction Control, HBA – Hydraulic Brake Assist, Hill Holder, LAC – Adaptive Load Control, TSM – Trailer Sway Mitigation, HRB – Hydraulic Rear Wheel Boost, HFC – Hydraulic Fading Compensation, RMI and ROM – Roll Movement Intervention and Roll Over Mitigation)

STEERING

- Power steering
- 390 mm diameter steering wheel with telescopic adjustment



FUEL SYSTEM

- 70 litres with fuel cap location on passenger side

TRANSMISSION

- Six speed synchromesh overdrive manual

Type: 2840.6 OD with 170 hp

1st 5.375, 2nd 3.154, 3rd 2.041, 4th 1.365, 5th 1.000, 6th 0.791 OD, Rev.4.838

Type: 2850.6 DOD with 205 hp

1st 4.655, 2nd 2.480, 3rd 1.440, 4th 1.000, 5th 0.796, 6th 0.685, Rev. 4.189

- 8 Speed ZF Torque Converter Automatic (Hi-Matic)

Type: 8V470A

1st 4.696, 2nd 3.130, 3rd 2.104, 4th 1.667, 5th 1.285, 6th 1.000, 7th 0.839 OD, 8th 0.667 DOD, Rev. 3.297

CLUTCH

- Single dry plate
- Hydraulically controlled

Diameter: 280 mm with 170 hp

305 mm with 205 hp

CHASSIS

Type: C Section steel longitudinal side members with tapered ends and tubular cross members

ELECTRICAL SYSTEM

Battery: 12 Volt – 110 Ah

Smart Alternator: 12 Volt – 180 A

- Trailer wiring to rear of chassis

WHEELS & TYRES

Wheels: Steel 5J x R16

Tyres: 195/75 R16

CABIN FEATURES

- Driver, passenger and curtain airbags with seat belt pretensioners
- Standard seats
- Dual bench passenger seats with headrests
- Electric windows
- Exterior mirror with integrated wide angle and direction indicators, heated and electronically adjustable
- Overhead console with storage shelf and space for additional equipment
- Large dual storage pockets in doors
- Document storage compartment
- Body builder connections
- Additional in-dash storage
- Automatic climate control
- Daytime running lights

DASHBOARD

- Analogue electronic speedometer
- Fuel level indicator with reserve light indicator
- Coolant temperature indicator with high temperature indicator light
- Instrument light dimmer switch
- Dash-mounted gear lever
- 3 storage areas on top of dash
- LCD Display Panel includes: odometer, trip computer with distance, time, fuel consumption etc; headlamp orientation, clock, speed limit exceeding, external temperature and service indicator
- IVECONNECT multimedia 7" touch screen with CD/MP3 player, iPod compatible, Bluetooth and SD card reader
- Multifunction steering wheel

SECURITY

- Central locking with remote control
- Steering lock

OPTIONS

- Heated, suspended and fully adjustable single driver and/or passenger seat

IVECO

Your partner for sustainable transport