

NEW DAILY MINI COACH

**BUSINESS
INSTINCT**



IVECO

Your partner for sustainable transport

DAILY MINI COACH SPECIFICATIONS

DIMENSIONS

	Shuttle	Executive
Wheelbase	4100 mm (L)	4100 mm (L)
Overall Length	7515 mm	7515 mm
Passenger Area Length	5125 mm	5125 mm
Width	2174 mm	2174 mm
Height	2905 mm (H2)	3090 mm (H3)
Standing Height	1820 mm	2010 mm
Front Track	1725 mm	1725 mm
Rear Track	1661 mm	1661 mm
Turning Diameter: Kerb-to-Kerb	14108 mm	14108 mm
GVM	5600 kg	5600 kg
Towing Capacity with Braked Trailer	3500 kg	3500 kg

L - Long H2/H3 - Reference to Interior Roof Height

ENGINE

Type: 205 hp IVECO FIA (Euro 5)

Maximum Output: 205 hp/150 kW @ 3100-3500 rpm

Maximum Torque: 347 lbft/470 Nm @ 1400-3000 rpm

Total Displacement: 3.0 litre

FRONT AXLE & SUSPENSION

Axle: Independent wheels

Suspension: Independent with torsion bar

REAR AXLE & SUSPENSION

Axle: Rigid, Twin wheel

Ratio: 3.60

Suspension: Pneumatic Air Suspension with ECAS

BRAKES

Type: ABS + ESP9

Front: Disc brakes

Rear: Disc brakes

Parking Brake: Manual brake operating on rear axle

Service Brakes: Dual circuit with vacuum servo

- Pad wear warning light for front and rear brakes

STEERING

- Power steering
- 390mm diameter steering wheel with telescopic adjustment

FUEL SYSTEM

Fuel Tank Capacity: 100L

CHASSIS

- C Section steel longitudinal side members and tubular cross members

TRANSMISSION

- 8 Speed ZF Torque Converter Automatic (Hi-Matic with ECO mode)

Type: 8V470A

1st 4.696, 2nd 3.130, 3rd 2.104, 4th 1.667, 5th 1.285, 6th 1.000,

7th 0.839 OD, 8th 0.667 DOD, Rev. 3.297


ELECTRICAL SYSTEM

Battery: 12V – 110 Ah


Smart Alternator: 12V – 180 A


- Trailer wiring to rear of chassis

19 passenger suggested seat layout



 Driver

 Passenger seat

 Luggage space

TYRES

Tyres: 195/75

DAILY MINI COACH FEATURES

- Electric bus plug door
- Luggage racks on both sides
- Individual passenger ducting on Executive
- Individual LED reading lights on Executive
- Passenger air channels through luggage racks
- Rear heater
- Emergency and ventilation roof hatch
- LED lights on entry steps
- Exterior A/C casing cover same as body colour
- Pleated curtains on passenger windows
- Adjustable, air suspended and heated driver seat
- Two rear doors 270 degree opening with heated windows
- Iveconnect multimedia system
- Steering wheel audio/phone controls
- Bluetooth connectivity
- Anti-corrosion protection by full cathophoretic dipping
- Heated and electrically adjustable mirrors
- Heated windscreen
- Bonded tinted windows
- Thermo-acoustic insulation
- A/C for driver with automatic control
- Reverse camera
- Side wall covering
- Window frame coverings
- Daytime running lights
- Fog lights
- Electric driver window
- Driver's airbag
- Cruise control
- Body builder expansion module
- Central locking with remote control
- Steering lock
- Engine immobiliser



IVECO

Your partner for sustainable transport

WWW.IVECO.CO.NZ