

# DAILY 70C17D



## PRODUCTIVITY

- FUEL TANK SETUP READY FOR BODYBUILDERS
- HANDSFREE AND BLUETOOTH PHONE CAPABILITIES
- FLAT, NON-RIVETED CHASSIS
- 40,000 KM ENGINE OIL INTERVALS



## SAFETY

- STABILITY CONTROL
- DRIVER, PASSENGER AND CURTAIN AIRBAGS
- HILL HOLDER
- TRAILER SWAY MITIGATION
- FRONT AND REAR DISC BRAKES



## STRENGTH

- SOLID STEEL C-SECTION TRUCK CHASSIS
- HEAVY DUTY CROSS MEMBERS
- HIGH AXLE CAPACITIES



## COMFORT

- INDEPENDENT FRONT SUSPENSION WITH TORSION BAR
- FLAT WALKTHROUGH CAB FLOOR
  - STANDARD SEATS
  - CAR LIKE DRIVEABILITY



## VERSATILITY

- OPTIONAL AUTOMATIC TORQUE CONVERTER TRANSMISSION
- CHOICE OF TWO ENGINES
  - OPTIONAL DRIVER CONTROLLED DIFF LOCK
  - OPTIONAL ELECTRONICALLY CONTROLLED REAR AIR SUSPENSION



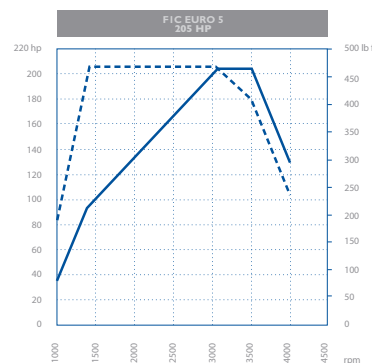
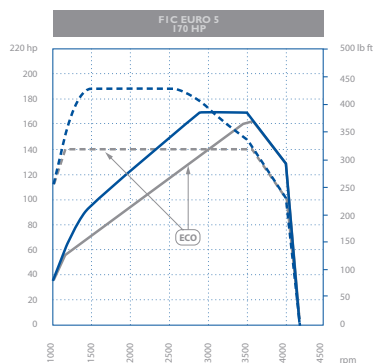
\*Daily Cab Chassis model image shown with optional tray



## P E R F O R M A N C E

### 3.0 LITRE TURBO DIESEL ENGINE

UP TO 205 HP AND 347 LB FT OF TORQUE



## ENGINE

170 hp: IVECO FIC (EURO 5) – 4 stroke diesel with direct-injection, Variable Geometry Turbocharger (VGT) and intercooler.

**Optional:** 205 hp: IVECO FIC (EURO 5) – 4 stroke diesel with direct-injection, Twin Stage Turbo (TST) and intercooler.

<b>Maximum Output:</b>	170 hp/125 kW @ 2900-3500 rpm 205 hp/150 kW @ 3100-3500 rpm	<b>Total Displacement:</b>	FIC: 3.0 litre
<b>Maximum Torque:</b>	317 lb ft/430 Nm @ 1500-2600 rpm 347 lb ft/470 Nm @ 1400-3000 rpm	<b>Exhaust:</b>	Muffler horizontally positioned on the right side and tailpipe located mid-way down right side of vehicle
<b>Emissions Technology:</b>	Exhaust Gas Recirculation system		

# DAILY 70C17D

## DIMENSIONS (mm)

<b>X</b>	Wheelbase	3750	4350
<b>H</b>	Overall height (unladen)	2367	2347
<b>K</b>	Overall length	6533	7373
	Front track	1725	1725
	Rear track	1660	1660
<b>T</b>	Unladen frame height at end of frame	705	684
	Front ground clearance	171	171
	Rear ground clearance	165	165
<b>Y</b>	Rear overhang	1795	2015
	Turning circle: kerb to kerb	13048	14866
	Turning circle: wall to wall	13694	15518

## BODY DIMENSIONS (mm)

Maximum body width	2350	2350
--------------------	------	------

## MASS (mm)

GVM	6700	6700
GCM	10200	10200
Front axle capacity	2500	2500
Rear axle capacity	5350	5350
Kerb mass front axle	1590	1631
Kerb mass rear axle	942	941
Kerb mass total	2532	2572
Payload capacity	4168	4128

Kerb masses are with minimal fuel, spare wheel, tools and no driver.

## FRONT AXLE & SUSPENSION

- IVECO 5823

**Capacity:** 2500 kg

**Suspension Type:** Independent with adjustable steel torsion bar

**Capacity:** 2500 kg

## REAR AXLE & SUSPENSION

- IVECO 450517 full-floating single reduction

**Capacity:** 5350 kg

**Suspension Type:** Single reinforcement leaf springs, rubber rebound bump stops, anti-roll bar and shock absorbers

**Capacity:** 5350 kg

**Rear axle ratio:** 4.30, 4,556 with 205 hp manual transmission

**Optional:** Driver Controlled Differential Lock

## BRAKES

**Type:** ABS + ASR 9 with EBD (Electronic Brake force Distribution) and Hill Holder

**Front / Diameter:** Ventilated disc brakes / 306 mm (28 mm thick)

**Rear / Diameter:** Disc brakes / 306 mm (22 mm thick)

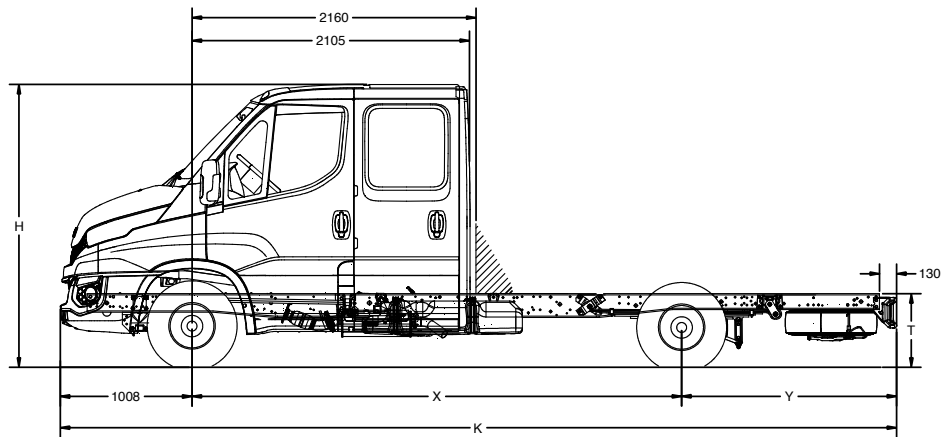
**Parking brake:** Manual brake operating on rear axle

**Service brakes:** Dual circuit with vacuum servo

- Pad wear warning light for front and rear brakes

**ESP – Electronic Stability Programme:**

(includes ASR – Anti Slip Regulator or Traction Control, HBA – Hydraulic Brake Assist, Hill Holder, LAC – Adaptive Load Control, TSM – Trailer Sway Mitigation, HRB – Hydraulic Rear Wheel Boost, HFC – Hydraulic Fading Compensation, RMI and ROM – Roll Movement Intervention and Roll Over Mitigation)



## STEERING

- Power steering
- 390 mm diameter steering wheel with telescopic adjustment

## FUEL SYSTEM

- 70 litres with fuel cap location on passenger side

## TRANSMISSION

- Six speed synchromesh overdrive manual

**Type:** 2840.6 OD – with 170 hp

1st 5.375, 2nd 3.154, 3rd 2.041, 4th 1.365, 5th 1.000, 6th 0.791 OD, Rev. 4.838

**Type:** 2850.6 DOD – with 205 hp

1st 4.655, 2nd 2.480, 3rd 1.440, 4th 1.000, 5th 0.796 OD, 6th 0.685 DOD, Rev. 4.189

- 8 Speed ZF Torque Converter Automatic (Hi-Matic)

**Type:** 8V470A

1st 4.696, 2nd 3.130, 3rd 2.104, 4th 1.667, 5th 1.285, 6th 1.000, 7th 0.839 OD, 8th 0.667 DOD, Rev. 3.297

## CLUTCH

- Single dry plate
- Hydraulically controlled
- Diameter:** 280 mm – with 170 hp
- 305 mm – with 205 hp

## CHASSIS

- C Section steel longitudinal side members with tapered ends and tubular cross members

## ELECTRICAL SYSTEM

**Battery:** 12V – 110 Ah

**Smart Alternator:** 12V – 180 A

- Trailer wiring to rear of chassis

## WHEELS & TYRES

**Wheels:** 6J x R16

**Tyres:** 225/75 R16

## CABIN FEATURES

- Driver, passenger and curtain airbags with seat belt pretensioners
- Standard seats
- Dual bench passenger seats with headrests
- Electric windows

- Exterior mirror with integrated wide angle and direction indicators, heated and electronically adjustable
- Overhead console with storage shelf and space for additional equipment
- Large dual storage pockets in doors
- Document storage compartment
- Body builder connections
- Additional in-dash storage
- Automatic climate control
- Daytime running lights

## DASHBOARD

- Analogue electronic speedometer
- Fuel level indicator with reserve light indicator
- Coolant temperature indicator with high temperature indicator light
- Instrument light dimmer switch
- Dash-mounted gear lever
- LCD Display Panel includes: odometer, trip computer with distance, time, fuel consumption etc; headlamp orientation, clock, speed limit exceeding, external temperature and service indicator
- IVECONNECT multimedia 7" touch screen with CD/MP3 player; iPod compatible, Bluetooth and SD card reader
- Multi-function steering wheel

## SECURITY

- Central locking with remote control
- Steering lock

## OPTIONS

- Heated, suspended and fully adjustable single driver and/or passenger seat
- 5995 kg Gross Vehicle Mass (GVM) with 9495 kg Gross Combination Mass (GCM) rating

# IVECO

Your partner for sustainable transport